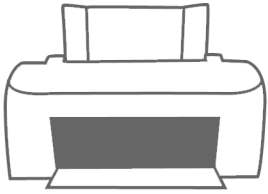
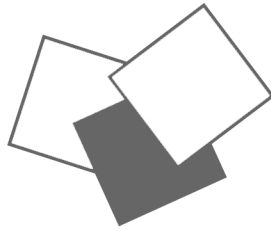


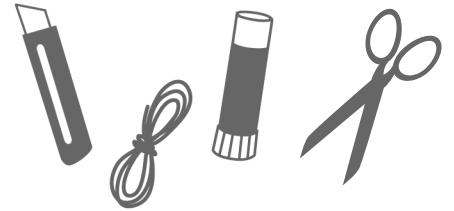
what you need:



A4 printer




coloured sheets from everywhere  
you like  
(newspapers, old wrapping paper...)



scissors, cutter, glue and string



print birds.pdf file  
(100 g/m<sup>2</sup> paper)



cut away the birds




add glue and fold



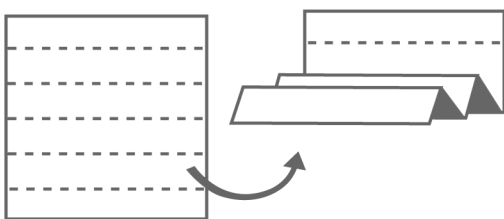
use a cutter and a pencil  
to cut the circle and the line



add string



cut 8x8 cm square from  
your colored sheets



fold it zig zag



insert the wings in the  
body and... decorate!